

**The Future Begins Here!**

At Person County Head Start, we are committed to working together to ensure high quality preschool programs to serve the needs of all children. The focus of our programs is to promote developmentally appropriate learning through love, respect, diversity, self-esteem, and equality in order to prepare children for Kindergarten and beyond.

We accomplish our vision through cooperation among trained staff, children, families, and community agencies in a safe, nurturing environment, which provides individualized learning and encourages family involvement.

Research confirms that children learn best in a safe, creative, healthy, and friendly learning environment; an environment that has the full support and participation of staff, parents, family members, and volunteers. Your ideas, suggestions, volunteer services, and other contributions are greatly appreciated. We look forward to working with your child and your entire family. Welcome to our Head Start Family!



Person County Head Start is a federally funded early childhood education program that provides comprehensive services for families in Person County, North Carolina. Head Start promotes the school readiness of young children from low-income families through agencies in their local community. Person County Head Start program provides comprehensive services to children and families from ages 3 to 5. 111 children are served through the full-day, center-based program. We partner with Person County Schools to ensure a smooth transition into the public school setting. All Head Start teachers have at least a bachelor's degree in education. Person County Head Start is a Five Star Licensed Facility! This is the HIGHEST rating in North Carolina!

# Person County Board of Education Head Start Annual Report

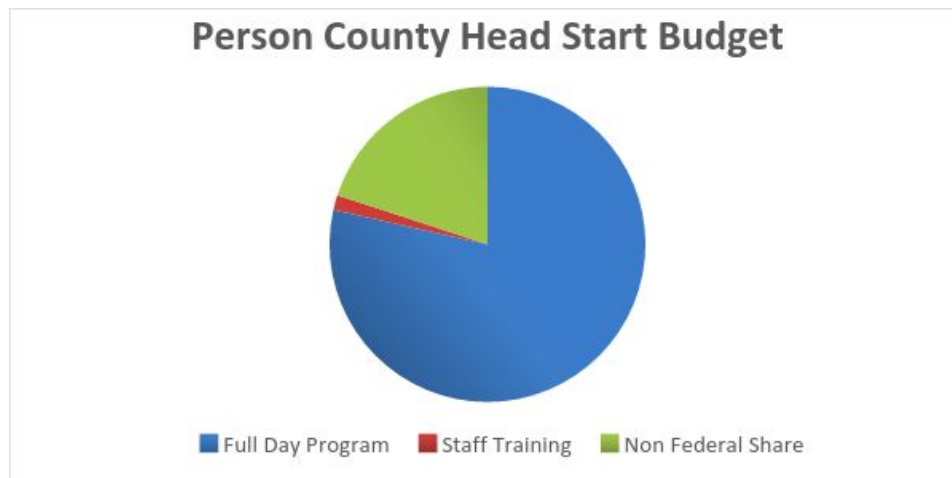
2017-2018

## Funding Sources

Fiscal Year September 1, 2017 – August 31, 2018

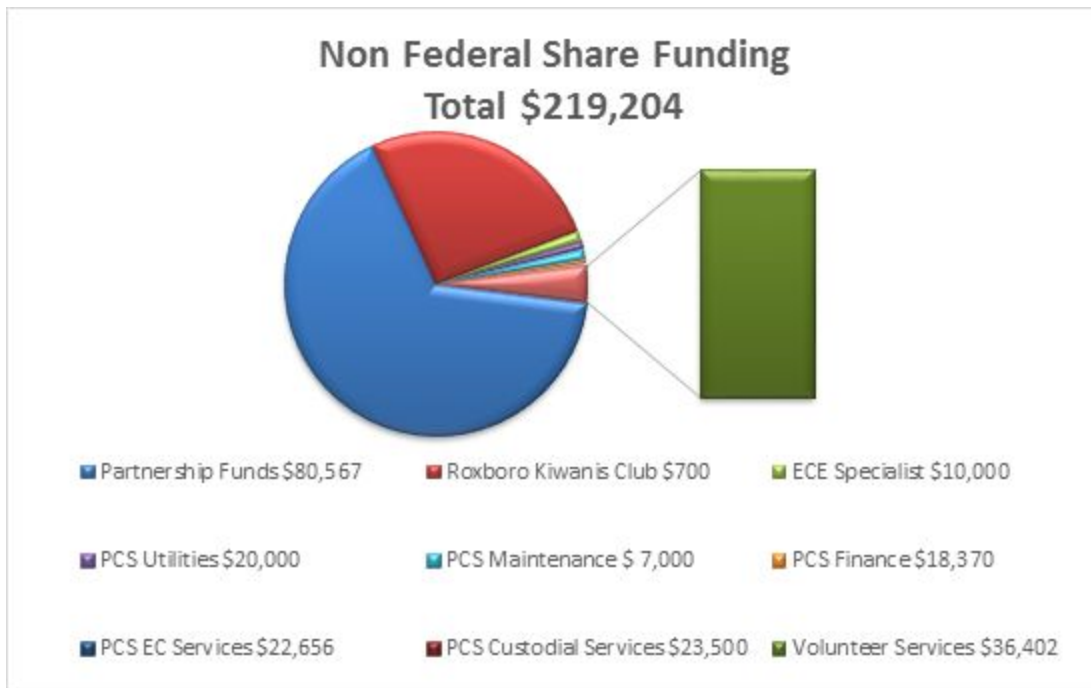
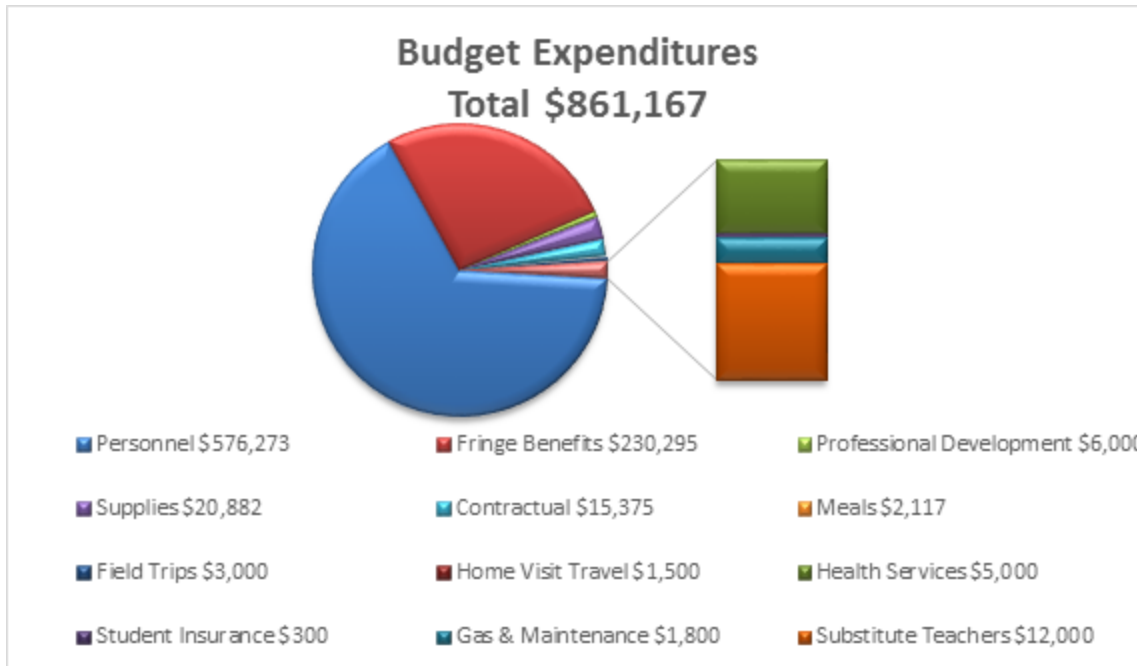
### U.S. Department of Health & Human Services

Federal Monies-support Head Start full day program	\$861,542
Federal Monies-support Head Start Staff Training \$15,375	
Non-Federal Share	\$219,204
<b>Total:</b>	<b>\$1,095,746</b>



# Person County Board of Education Head Start Annual Report

2017-2018

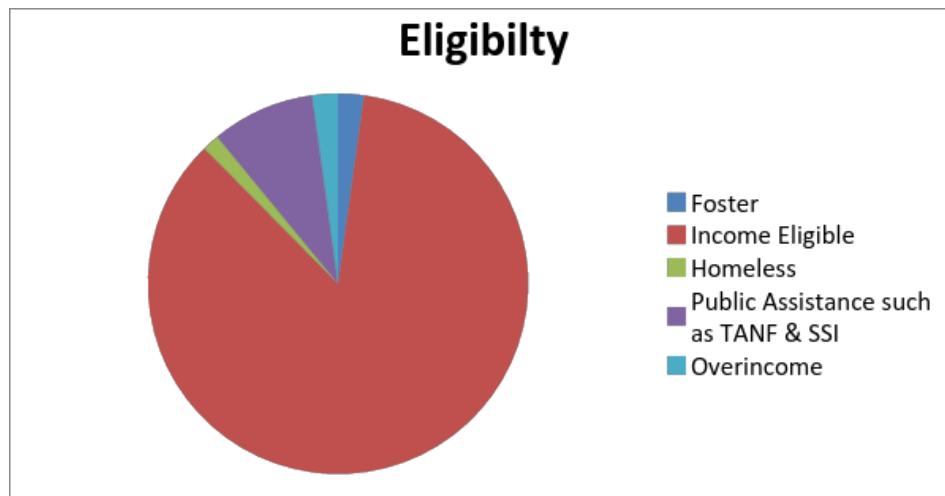


**The Children We Serve**

▪ Number of Children Served	122
▪ Average Monthly Enrollment	111 (100%)
▪ Total Number of Families Served	122

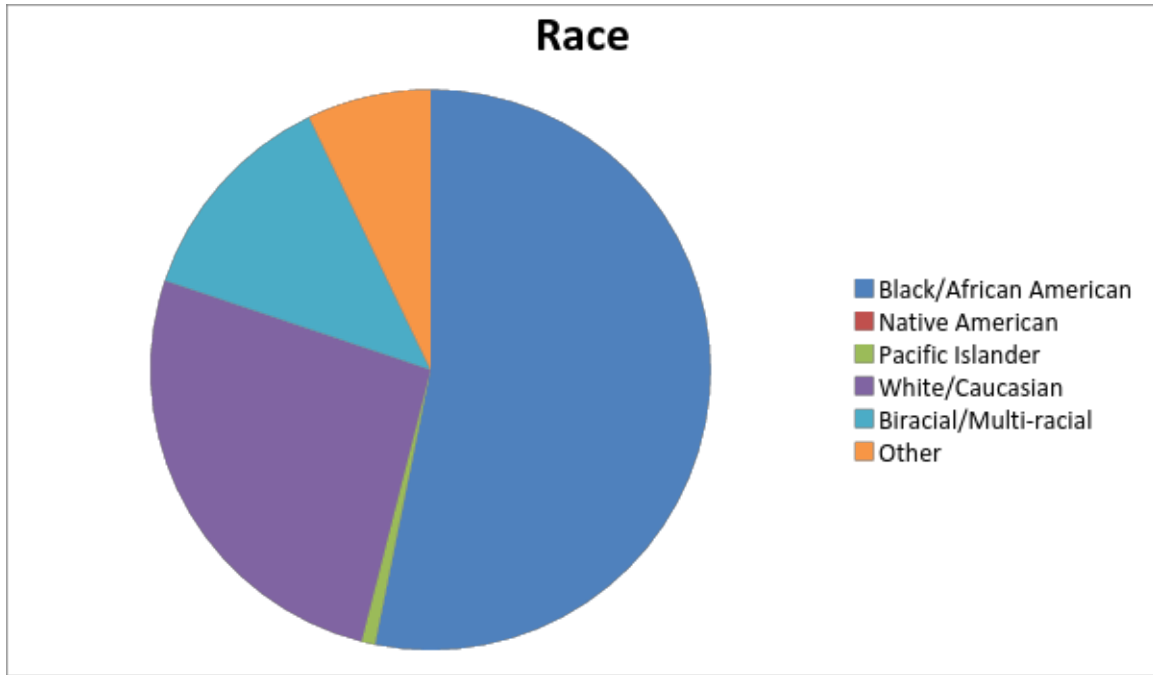
**Eligibility**

▪ Number of Homeless Children	3
▪ Number of Foster Children	2
▪ Number of Families receiving Public Assistance such as TANF & SSI	15
▪ Number of Income Eligible Children	98
▪ Number of Over income Children	4



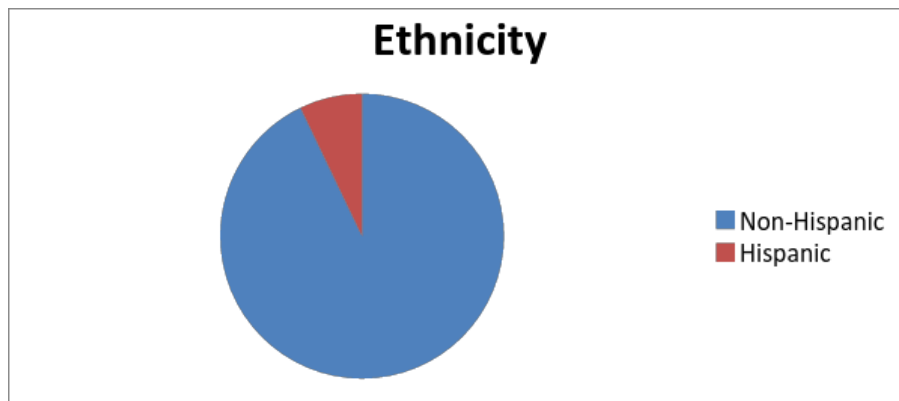
**Race**

▪ Biracial/Multi-racial	8
▪ Black/African American	70
▪ Native American	0
▪ Pacific Islander	0
▪ White/Caucasian	40
▪ Other	4



**Ethnicity**

- Hispanic 9
- Non-Hispanic 117



**Health Services**

**Medical Services**

- Percentage of enrolled children that received medical exams 98.0%
- Percentage of enrolled children that received dentals exams 98.0%

**Disabilities Services**

**Person County Board of Education Head Start children with diagnosed disabilities**

Number of children enrolled in the program who were determined eligible for services: 20

- Eligible to receive services:
  - Prior to enrollment into the program for this year: 7
  - During this enrollment year: 13

Primary diagnosed disabilities:

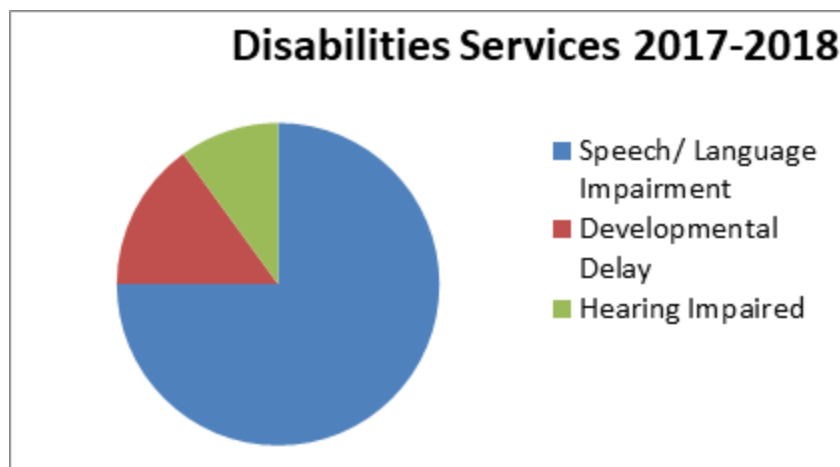
Speech or language impairments: 15

Developmental Delay: 3

Hearing Impaired: 2

**Types of Services Delivered:**

- Cognitive/Pre-Academic
- Social-Emotional
- Speech/Language therapy
- Occupational therapy
- Hearing impaired



# Person County Board of Education Head Start Annual Report

2017-2018

**2017-2018 School Readiness Child Outcomes Data**  
**Comparison of 3-year-olds enrolled to 4-year-olds enrolled 1<sup>st</sup> quarter 2017-2018**  
*Percentages of children below, meeting, or exceeding expectations by developmental domain*

<b>Developmental Domain</b>	<b>% Below</b>	<b>% Meeting</b>	<b>% Exceeding</b>
<b><u>Social Emotional</u></b>	<i>Manages feelings, follows expectations, forms relationships with adults, makes friends, interacts with peers, responds to emotional cues, participates cooperatively in groups, solves social problems</i>		
<b><u>Preschool 3</u></b>	<b>60.98%</b>	<b>39.02%</b>	
<b><u>Pre-K 4</u></b>	<b>37.14%</b>	<b>62.86%</b>	
<b><u>Physical (Fine Motor Skills)</u></b>	<i>Uses hands and fingers to write and draw with tools, uses scissors to cut, opens containers, buttoning, and zipping</i>		
<b><u>Preschool 3</u></b>	<b>60.98%</b>	<b>39.02%</b>	
<b><u>Pre-K 4</u></b>	<b>25.71%</b>	<b>74.29%</b>	
<b><u>Language</u></b>	<i>Listens and understands language, follows directions, uses language to express thoughts and needs, uses an expanding vocabulary, speaks clearly, uses conventional grammar, tells about another time or place, uses rules of language to have conversations</i>		
<b><u>Preschool 3</u></b>	<b>75.61%</b>	<b>24.39%</b>	
<b><u>Pre-K 4</u></b>	<b>37.14%</b>	<b>62.86%</b>	
<b><u>Cognitive</u></b>	<i>Attends and engages in learning activities, persists and solves problems, shows curiosity and motivation, shows flexibility and inventiveness in thinking, remembers experiences, recognizes and recalls, makes connections, classifies, thinks symbolically, engages in pretend play</i>		
<b><u>Preschool 3</u></b>	<b>65.85%</b>	<b>34.15%</b>	
<b><u>Pre-K 4</u></b>	<b>50%</b>	<b>50%</b>	
<b><u>Literacy</u></b>	<i>Notices rhyme, alliteration, and units of sound, identifies and names letters, uses letter-sound knowledge, uses and appreciates books, understands and responds to questions about stories during read-alouds, uses emergent reading skills, retells stories, writes name, writes to convey meaning</i>		
<b><u>Preschool 3</u></b>	<b>63.41%</b>	<b>36.59%</b>	
<b><u>Pre-K 4</u></b>	<b>44.29%</b>	<b>55.71%</b>	<b>2%</b>
<b><u>Mathematics</u></b>	<i>Counts, quantifies, connects numbers with quantities, understands shapes, understands spatial relationships, compares and measures, demonstrates knowledge of patterns</i>		
<b><u>Preschool 3</u></b>	<b>82.93%</b>	<b>17.07%</b>	
<b><u>Pre-K 4</u></b>	<b>80%</b>	<b>20%</b>	

# Person County Board of Education Head Start Annual Report

## 2017-2018

### 2017-201 School Readiness Child Outcomes Data

Comparison of 3-year-olds enrolled to 4-year-olds enrolled 4<sup>th</sup> quarter 2017-2018  
Percentages of children below, meeting, or exceeding expectations by developmental domain

<u>Developmental Domain</u>	<u>% Below</u>	<u>% Meeting</u>	<u>% Exceeding</u>
<b><u>Social Emotional</u></b>	<i>Manages feelings, follows expectations, forms relationships with adults, makes friends, interacts with peers, responds to emotional cues, participates cooperatively in groups, solves social problems</i>		
Preschool 3	7.32%	92.68%	
Pre-K 4		34.78%	65.22%
<b><u>Physical (Fine Motor Skills)</u></b>	<i>Uses hands and fingers to write and draw with tools, uses scissors to cut, opens containers, buttoning, and zipping</i>		
Preschool 3		48.78%	51.22%
Pre-K 4		27.54%	72.46%
<b><u>Language</u></b>	<i>Listens and understands language, follows directions, uses language to express thoughts and needs, uses an expanding vocabulary, speaks clearly, uses conventional grammar, tells about another time or place, uses rules of language to have conversations</i>		
Preschool 3	4.88%	90.24%	4.88%
Pre-K 4	1.45%	53.62%	44.93%
<b><u>Cognitive</u></b>	<i>Attends and engages in learning activities, persists and solves problems, shows curiosity and motivation, shows flexibility and inventiveness in thinking, remembers experiences, recognizes and recalls, makes connections, classifies, thinks symbolically, engages in pretend play</i>		
Preschool 3	17.07%	46.34%	36.59%
Pre-K 4	1.45%	55.07%	43.48%
<b><u>Literacy</u></b>	<i>Notices rhyme, alliteration, and units of sound, identifies and names letters, uses letter-sound knowledge, uses and appreciates books, understands &amp; responds to questions about stories during read-alouds, uses emergent reading skills, retells stories, writes name, writes to convey meaning</i>		
Preschool 3		63.41%	36.59%
Pre-K 4		68.12%	31.88%
<b><u>Mathematics</u></b>	<i>Counts, quantifies, connects numbers with quantities, understands shapes, understands spatial relationships, compares and measures, demonstrates knowledge of patterns</i>		
Preschool 3		63.41%	36.59%
Pre-K 4	13.04%	49.28%	37.68%



**Person County Board of Education  
Head Start Annual Report**

**2017-2018**

**2017-2018 Growth over time: All students enrolled**  
*Percentage of all students meeting or exceeding expectations*  
*Percentage of all students **meeting or exceeding** expectations*

<b><u>Developmental Domain</u></b>	<b><u>Fall 2017</u></b>	<b><u>Summer 2018</u></b>
<b><u>Social Emotional</u></b>	54.05%	97.27%
<b><u>Physical (Fine Motor)</u></b>	61.26%	100%
<b><u>Language</u></b>	48.65%	92.4%
<b><u>Cognitive</u></b>	44.14%	92.73%
<b><u>Literacy</u></b>	48.65%	100%
<b><u>Mathematics</u></b>	18.92%	91.82%

**Person County Board of Education  
Head Start Annual Report**

**2017-2018**

**2017-2018 Growth over time: All Head Start students enrolled**

*Percentage of all students **below** expectations*

<b><u>Developmental Domain</u></b>	<b><u>Fall 2017</u></b>	<b><u>Summer 2018</u></b>
<b><u>Social Emotional</u></b>	45.95%	2.73%
<b><u>Physical (Fine Motor)</u></b>	38.74%	0%
<b><u>Language</u></b>	51.35%	2.73%
<b><u>Cognitive</u></b>	55.86%	7.27%
<b><u>Literacy</u></b>	51.35%	0%
<b><u>Mathematics</u></b>	81.08%	8.18%

### **School Readiness Expectations and Growth**

More than 91% of our students are meeting or exceeding expectations across all developmental domains. Our students are leaving this program year, either to enter Kindergarten or to continue their preschool experience with us at Earl Bradsher Preschool in 2018-2019. The fine motor developmental domain continues to be a program strength, with 100% of Head Start students meeting or exceeding expectations at the end of the 2017-2018 year. Math continues to be the area with the lowest percentage of students meeting or exceeding expectations, with slightly above 91% of students. All of the 9 students who are in the “below” range will go to Kindergarten next year, however, it is important to note that 2 of the students enrolled in the program within the last month of the school year, 3 of the children receive special services and have IEP’s, and 1 student was referred for testing, but parents declined.

It is especially important to note that we continued to see a positive trend within our social-emotional development, child outcomes, and children’s behavior this year since we have made a program implementation change that began for the 2016-2017 program year. At the beginning of the year, the teaching staff works to support children in their awareness about their feelings, emotional vocabulary, positive peer relations, and social skills. Staff and classroom communities first established a strong foundation and positive relationships before integrating a more intensive pre-academic focus on mathematics and literacy, such as Letterland. At the end of the program year 94% of children were meeting or exceeding social-emotional expectations, and at the end of this year, 97.27% were. The 3 children who were “below” widely-held expectations are 3-year-olds who will continue to learn and grow at Earl Bradsher Preschool this year as they will return for their second year of Pre-K before transitioning to Kindergarten.

Additionally, Person County Board of Education Head Start’s literacy child outcomes continue to be a program-wide strength since implementation of the Pre-Kindergarten components of Letterland. This program year completed our 4th year of teaching letter shapes, names, and sounds with Letterland and our students continue to have much success. Our LEA and grantee, Person County Schools, utilizes this program in Kindergarten through 2<sup>nd</sup> grade and have shared that it has made a difference in letter knowledge when compared to students who were not enrolled in our program. 100% of our students were either meeting or exceeding literacy expectations by the end of the school year.

### **Summary of Services**

Head Start provides children with activities that help them grow mentally, socially, emotionally, and physically. The Head Start staff recognizes that parents are the first and

---

most important teachers of their children. We welcome parental involvement in Head Start activities and partner with parents to help all children progress.

**Educational**

Earl Bradsher's educational program is designed to meet each child's individual needs. It also aims to meet the needs of the community served and its ethnic and cultural characteristics. The curriculum utilized is the Creative Curriculum, 4th edition. In addition, Earl Bradsher Preschool uses Letterland, a child-friendly phonics program.

**Health**

Person County Head Start arranges for every Head Start child to receive if needed, comprehensive healthcare; this includes medical, dental, mental health, and nutrition services. Head Start children receive screenings such as vision, hearing, and speech. Follow-up is provided for identified issues

**Mental Health**

Person County Head Start recognizes the importance of providing mental health and psychological services to all children in order to encourage their emotional and social development.

**Nutrition**

Person County Head Start serves breakfast, lunch, and afternoon snack each day. Three nutritious meals (breakfast, lunch, and snack) are prepared for the children at no cost to their families. Children are encouraged to try new foods but are never forced to eat foods they do not wish to try. Substitute items may be prepared for children who have food allergies or dietary restrictions for health or religious reasons.

**Family Services**

The family services area of Person County Head Start represents a systematic, organized method of forming relationships and partnerships with families in order to assist families in identifying their strengths, areas needing improving, and to empower families to set and complete goals.

**School Readiness**

School readiness goals are the expectations that children's statuses and progression across domains of language and literacy, cognition and general knowledge, approaches towards learning, physical well-being and motor development, and social and emotional development will improve children's readiness for Kindergarten.

Person County Head Start has established program goals for improving the school

readiness of children participating in its program that align with the Head Start Child Development and Early Learning Framework, State Early Learning Standards, and the requirements and expectations of the K-12 schools.

### **Family Engagement**

Head Start offers parents opportunities and support as they identify and meet their own goals, nurture their children in the context of their families and cultures, and advocate for communities that support children and families of all cultures.

The Head Start staff recognize parents are the first and most important teachers of their children. We welcome parent involvement in Head Start activities, and will work as partners with you to help your child progress.

#### **Family Engagement Activities**

- Male Engagement Activities
- Policy Council meetings
- Activity nights
- Monthly Parent Gatherings
- Onsite GED classes
- Field trips
- RIF
- Holiday Celebrations
- Fall Festival
- Field Day
- Letterland Parade
- At-home activities
- Parent Surveys
- Volunteering
- Motherread/Fatheread
- Learning Connections
- Graduations



### **Federal Review/Financial Audit**

Fiscal Year 2016 CLASS federal reviews and the most recent financial audit are available on site for public review at Earl Bradsher Preschool. It was determined in our most recent audit that our Head Start program is in compliance with all Head Start Program Performance Standards, laws, regulations, and policy requirements. No corrective actions were required. Management Systems and Community Partnerships were noted as strengths for our program.

**Person County Board of Education  
Head Start Annual Report**

**2017-2018**

---

**Reasonable Public Access**

For information on Person County's Head Start Program visit our school or our website:

<http://www.person.k12.nc.us/earlbradsher/>