

The Future Begins Here!

At Person County Head Start, we are committed to working together to ensure high quality preschool programs to serve the needs of all children. The focus of our programs is to promote developmentally appropriate learning through love, respect, diversity, self-esteem, and equality in order to prepare children for Kindergarten and beyond.

We accomplish our vision through cooperation among trained staff, children, families, and community agencies in a safe, nurturing environment, which provides individualized learning and encourages family involvement.

Research confirms that children learn best in a safe, creative, healthy, and friendly learning environment; an environment that has the full support and participation of staff, parents, family members, and volunteers. Your ideas, suggestions, volunteer services, and other contributions are greatly appreciated. We look forward to working with your child and your entire family. Welcome to our Head Start Family!



Person County Head Start is a federally funded early childhood education program that provides comprehensive services for families in Person County, North Carolina. Head Start promotes the school readiness of young children from low-income families through agencies in their local community. Person County Head Start program provides comprehensive services to children and families from ages 3 to 5. 111 children are served through the full-day, center-based program. We partner with Person County Schools to

ensure a smooth transition into the public school setting. All Head Start teachers have at least a bachelor’s degree in education. Person County Head Start is a Five Star Licensed Facility! This is the HIGHEST rating in North Carolina!

Funding Sources

Fiscal Year September 1, 2016 – August 31, 2017

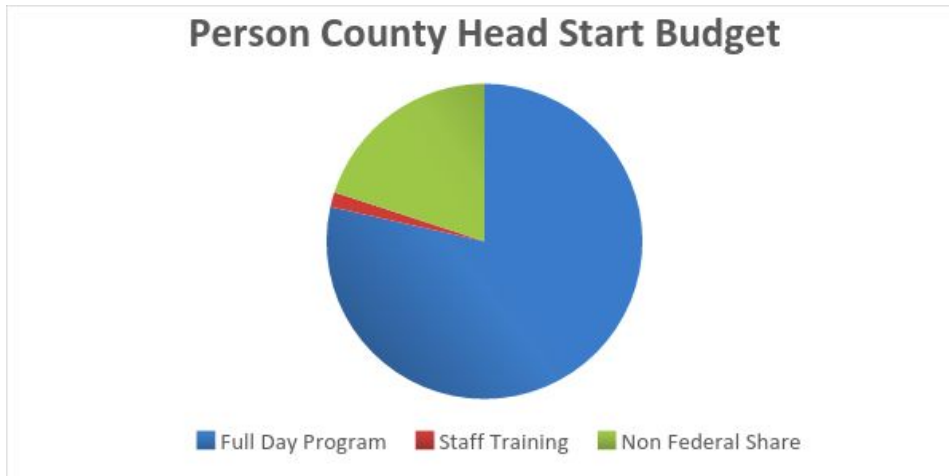
U.S. Department of Health & Human Services

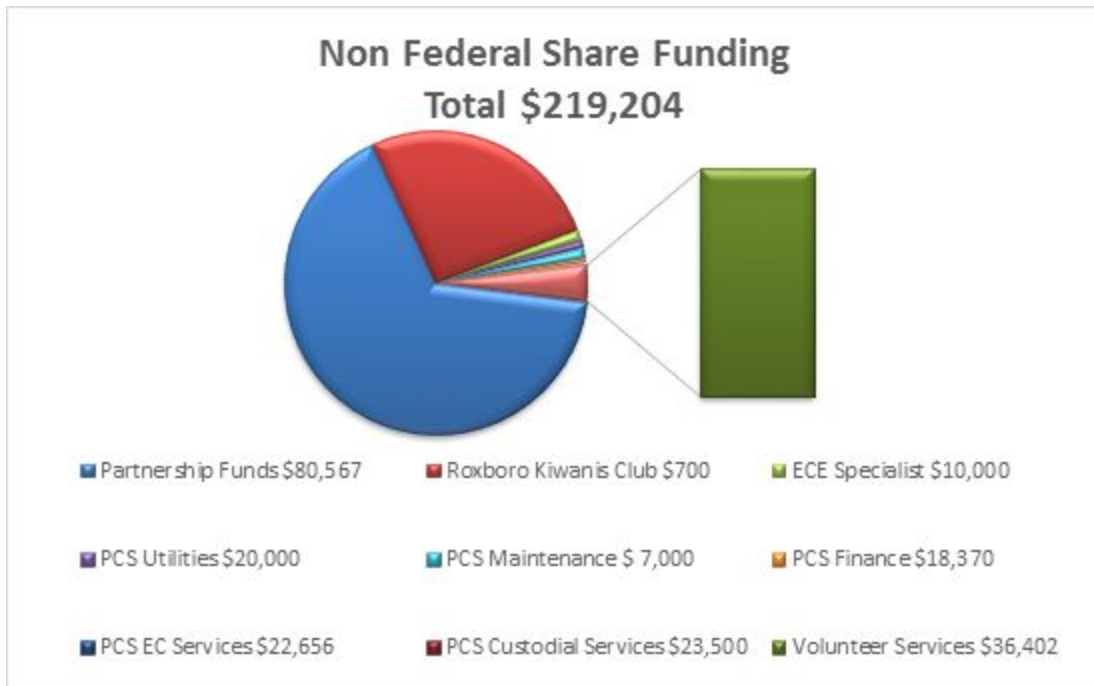
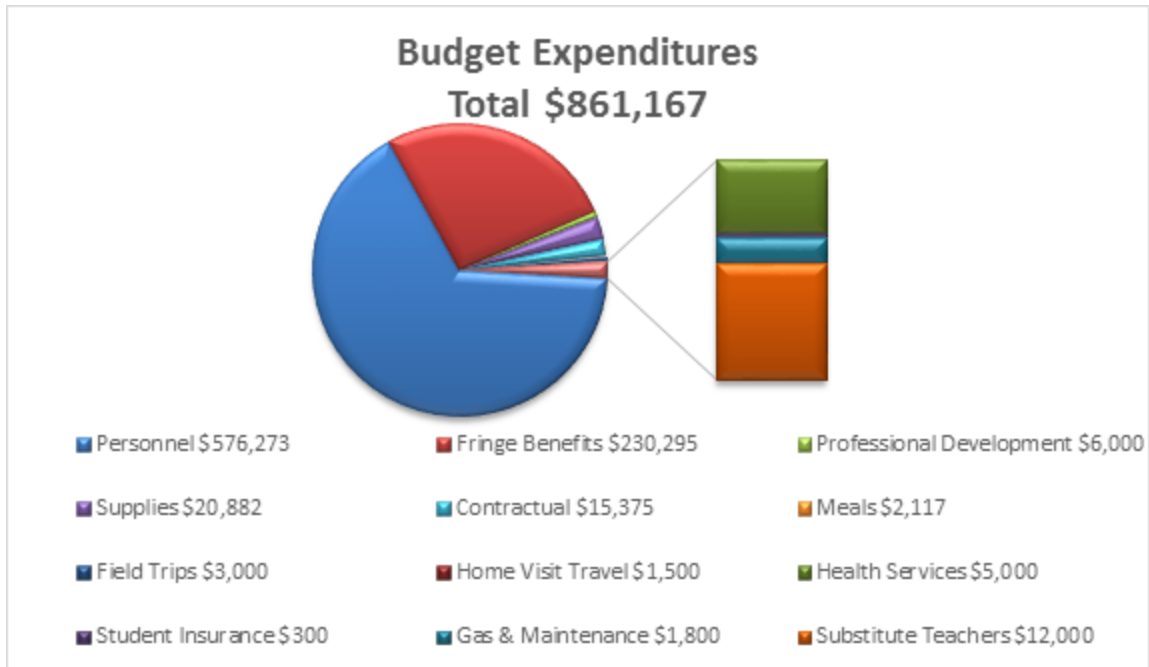
Federal Monies-support Head Start full day program \$861,542

Federal Monies-support Head Start Staff Training
\$15,375

Non-Federal Share \$219,204

Total: \$1,095,746



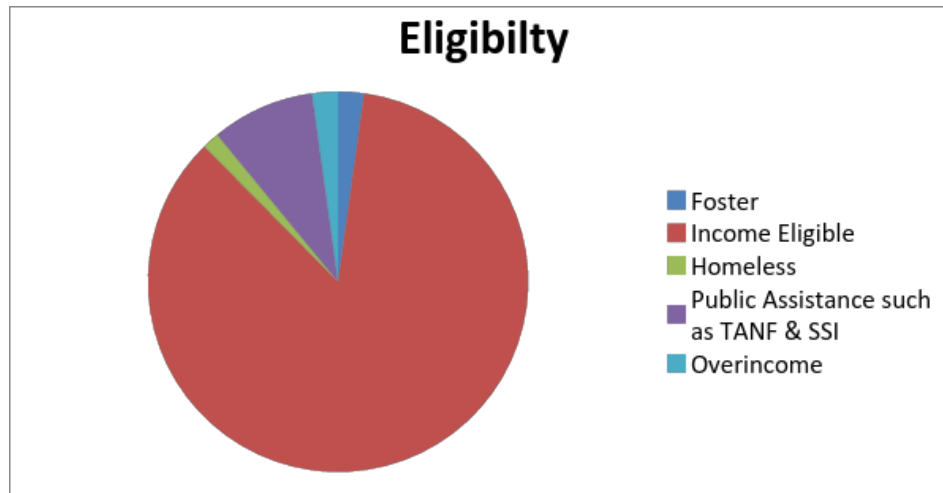


The Children We Serve

▪ Number of Children Served	122
▪ Average Monthly Enrollment	111 (100%)
▪ Total Number of Families Served	122

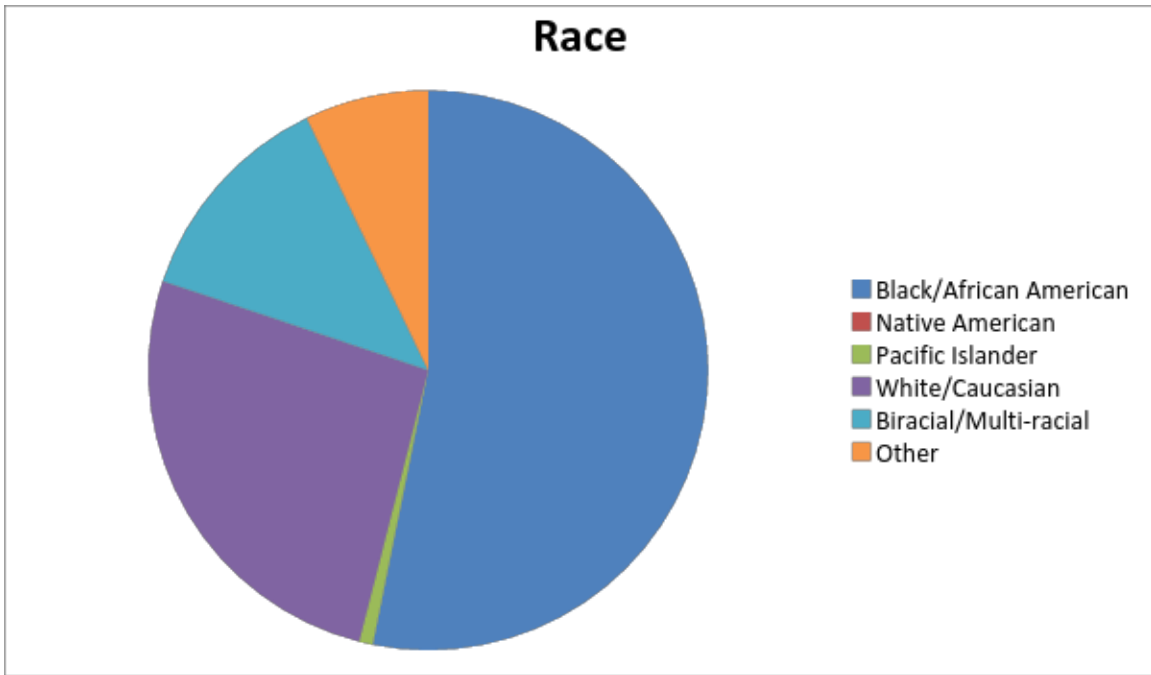
Eligibility

▪ Number of Homeless Children	3
▪ Number of Foster Children	2
▪ Number of Families receiving Public Assistance such as TANF & SSI	15
▪ Number of Income Eligible Children	98
▪ Number of Over income Children	4



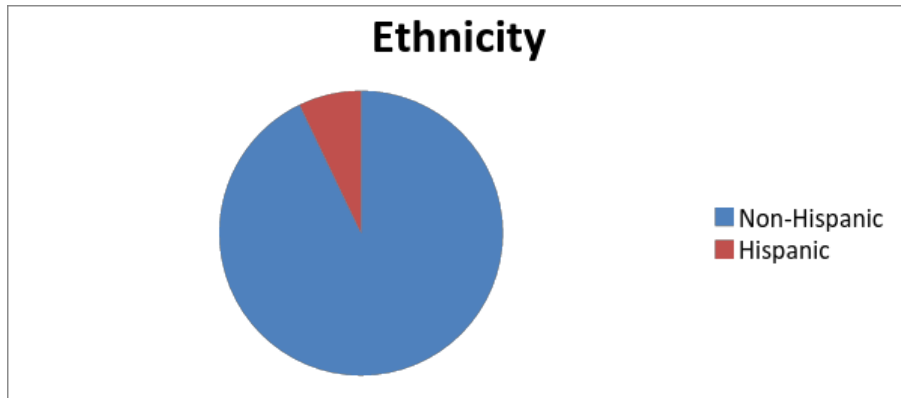
Race

▪ Biracial/Multi-racial	8
▪ Black/African American	70
▪ Native American	0
▪ Pacific Islander	0
▪ White/Caucasian	40
▪ Other	4



Ethnicity

- Hispanic 9
- Non-Hispanic 117



Health Services

Medical Services

- Percentage of enrolled children that received medical exams 96.7%
- Percentage of enrolled children that received dentals exams 93.4%

Disabilities Services

Person County Board of Education Head Start children with diagnosed disabilities

Number of children enrolled in the program who have an IEP: 16

- Eligible to receive services:
 - Prior to enrollment into the program for this year: 9
 - During this enrollment year: 7

Primary diagnosed disabilities:

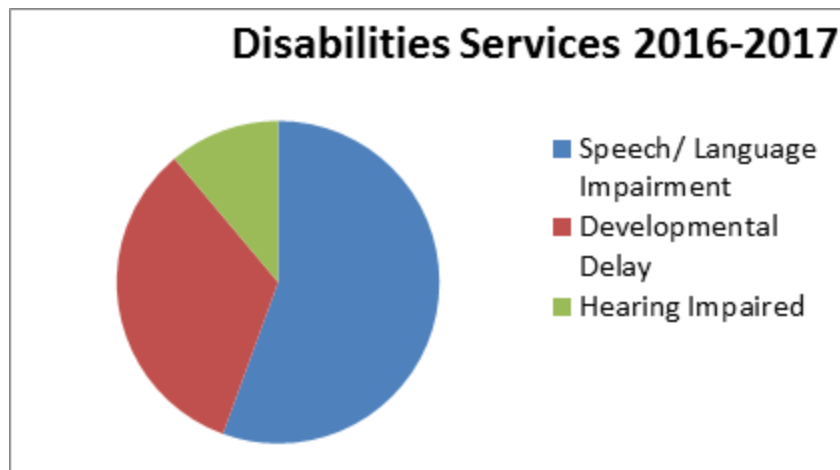
Speech or language impairments: 8

Developmental Delay: 6

Hearing Impaired: 2

Types of Services Delivered:

- Cognitive/Pre-Academic
- Social-Emotional
- Speech/Language therapy
- Occupational therapy
- Hearing impaired



2016-2017 School Readiness Child Outcomes Data

Comparison of 3-year-olds enrolled to 4-year-olds enrolled 1st quarter 2016-2017

Percentages of children below, meeting, or exceeding expectations by developmental domain

	% Below	% Meeting	% Exceeding
Social Emotional	<i>Manages feelings, follows expectations, forms relationships with adults, makes friends, interacts with peers, responds to emotional cues, participates cooperatively in groups, solves social problems</i>		
Preschool 3	37%	63%	
Pre-K 4	96%	4%	
Physical (Fine Motor Skills)	<i>Uses hands and fingers to write and draw with tools, uses scissors to cut, opens containers, buttons, and zippers</i>		
Preschool 3		100%	
Pre-K 4	43%	57%	
Language	<i>Listens and understands language, follows directions, uses language to express thoughts and needs, uses an expanding vocabulary, speaks clearly, uses conventional grammar, tells about another time or place, uses rules of language to have conversations</i>		
Preschool 3	35%	65%	
Pre-K 4	57%	43%	
Cognitive	<i>Attends and engages in learning activities, persists and solves problems, shows curiosity and motivation, shows flexibility and inventiveness in thinking, remembers experiences, recognizes and recalls, makes connections, classifies, thinks symbolically, engages in pretend play</i>		
Preschool 3	57%	43%	
Pre-K 4	69%	31%	
Literacy	<i>Notices rhyme, alliteration, and units of sound, identifies and names letters, uses letter-sound knowledge, uses and appreciates books, understands and responds to questions about stories during read-alouds, uses emergent reading skills, retells stories, writes name, writes to communicate meaning</i>		
Preschool 3	57%	40%	3%
Pre-K 4	49%	49%	2%
Mathematics	<i>Counts, quantifies, connects numbers with quantities, understands shapes, understands spatial relationships, compares and measures, demonstrates knowledge of patterns</i>		
Preschool 3	58%	42%	
Pre-K 4	80%	20%	

2016-2017 School Readiness Child Outcomes Data

Comparison of 3-year-olds enrolled to 4-year-olds enrolled 4th quarter 2016-2017

Percentages of children below, meeting, or exceeding expectations by developmental domain

Developmental Domain	% Below	% Meeting	% Exceeding
<u>Social Emotional</u>	<i>Manages feelings, follows expectations, forms relationships with adults, makes friends, interacts with peers, responds to emotional cues, participates cooperatively in groups, solves social problems</i>		
Preschool 3	9%	52%	39%
Pre-K 4	8%	63%	29%
<u>Physical (Fine Motor Skills)</u>	<i>Uses hands and fingers to write and draw with tools, uses scissors to cut, opens containers, buttons, and zipping</i>		
Preschool 3		100%	
Pre-K 4	5%	37%	58%
<u>Language</u>	<i>Listens and understands language, follows directions, uses language to express thoughts and feelings, uses an expanding vocabulary, speaks clearly, uses conventional grammar, tells about another person, place, uses rules of language to have conversations</i>		
Preschool 3	6%	73%	21%
Pre-K 4	10%	42%	48%
<u>Cognitive</u>	<i>Attends and engages in learning activities, persists and solves problems, shows curiosity and motivation, shows flexibility and inventiveness in thinking, remembers experiences, recognizes, recalls, makes connections, classifies, thinks symbolically, engages in pretend play</i>		
Preschool 3	12%	88%	
Pre-K 4	6%	66%	27%
<u>Literacy</u>	<i>Notices rhyme, alliteration, and units of sound, identifies and names letters, uses letter-sound knowledge, uses and appreciates books, understands & responds to questions about stories during read-alouds, uses emergent reading skills, retells stories, writes name, writes to convey meaning</i>		
Preschool 3	12%	85%	3%
Pre-K 4	5%	55%	40%
<u>Mathematics</u>	<i>Counts, quantifies, connects numbers with quantities, understands shapes, understands special relationships, compares and measures, demonstrates knowledge of patterns</i>		
Preschool 3	9%	91%	

Pre-K 4	11%	71%	18%
---------	-----	-----	-----

2016-2017 Growth over time: All students enrolled
Percentage of all students meeting or exceeding expectations

<u>Developmental Domain</u>	<u>Fall 2016</u>	<u>Summer 2017</u>
<u>Social Emotional</u>	35%	94%
<u>Physical (Fine Motor)</u>	77.5%	98%
<u>Language</u>	51%	92.4%
<u>Cognitive</u>	44%	94%
<u>Literacy</u>	54%	94%
<u>Mathematics</u>	34%	92%

School Readiness Expectations and Growth

More than 92% of our students are meeting or exceeding expectations across all developmental domains. Our students are leaving this program year, either to enter Kindergarten or to continue their preschool experience with us at Earl Bradsher Preschool for 2017-2018. The fine motor developmental domain continues to be a program strength, with the largest percentage of students meeting or exceeding expectations at the end of the 2016-2017 year. Math and language are the lowest with 92 and 92.4% respectively. It is especially important to note that we saw a change in social-emotional development this year, with a plan in place at the beginning of the year to support children in their awareness about their feelings, emotional vocabulary, positive peer relations, and social skills. We focused on this first and established a strong foundation before integrating a more intensive pre-academic focus on mathematics and literacy, such as Letterland. At the end of last year only 85% of children were meeting or exceeding social-emotional

expectations, compared to 94% this year.

Person County Board of Education Head Start's literacy child outcomes continue to be a strength since implementation of the Pre-Kindergarten components of Letterland. This is our 3rd year teaching letter shapes, names, and sounds with Letterland and our students continue to have much success. Our LEA and grantee, Person County Schools, utilizes this program in Kindergarten through 2nd grade and have shared that it has made a difference in letter knowledge when compared to students who were not enrolled in our program.

Summary of Services

Head Start provides children with activities that help them grow mentally, socially, emotionally, and physically. The Head Start staff recognizes that parents are the first and most important teachers of their children. We welcome parental involvement in Head Start activities and partner with parents to help all children progress.

Educational

Earl Bradsher's educational program is designed to meet each child's individual needs. It also aims to meet the needs of the community served and its ethnic and cultural characteristics. The curriculum utilized is the Creative Curriculum, 4th edition. In addition, Earl Bradsher Preschool uses Letterland, a child-friendly phonics program.

Health

Person County Head Start arranges for every Head Start child to receive if needed, comprehensive healthcare; this includes medical, dental, mental health, and nutrition services. Head Start children receive screenings such as vision, hearing, and speech. Follow-up is provided for identified issues

Mental Health

Person County Head Start recognizes the importance of providing mental health and psychological services to all children in order to encourage their emotional and social development.

Nutrition

Person County Head Start serves breakfast, lunch, and afternoon snack each day. Three nutritious meals (breakfast, lunch, and snack) are prepared for the children at no cost to their families. Children are encouraged to try new foods but are never forced to eat foods they do not wish to try. Substitute items may be prepared for children who have food allergies or dietary restrictions for health or religious reasons.

Family Services

The family services area of Person County Head Start represents a systematic, organized method of forming relationships and partnerships with families in order to assist families in identifying their strengths, areas needing improving, and to empower families to set and complete goals.

School Readiness

School readiness goals are the expectations that children's statuses and progression across domains of language and literacy, cognition and general knowledge, approaches towards learning, physical well-being and motor development, and social and emotional development will improve children's readiness for Kindergarten.

Person County Head Start has established program goals for improving the school readiness of children participating in its program that align with the Head Start Child Development and Early Learning Framework, State Early Learning Standards, and the requirements and expectations of the K-12 schools.

Family Engagement

Head Start offers parents opportunities and support as they identify and meet their own goals, nurture their children in the context of their families and cultures, and advocate for communities that support children and families of all cultures.

The Head Start staff recognize parents are the first and most important teachers of their children. We welcome parent involvement in Head Start activities, and will work as partners with you to help your child progress.

Family Engagement Activities

- Male Engagement Activities
- Policy Council meetings
- Activity nights
- Monthly Parent Gatherings
- Onsite GED classes
- Field trips
- RIF
- Holiday Celebrations
- Fall Festival
- Field Day
- Letterland Parade
- At-home activities
- Parent Surveys



- Volunteering
- Motherread/Fatheread
- Learning Connections
- Graduations

Federal Review/Financial Audit

Fiscal Year 2016 CLASS federal reviews and the most recent financial audit are available on site for public review at Earl Bradsher Preschool. It was determined in our most recent audit that our Head Start program is in compliance with all Head Start Program Performance Standards, laws, regulations, and policy requirements. No corrective actions were required. Management Systems and Community Partnerships were noted as strengths for our program.

Reasonable Public Access

For information on Person County's Head Start Program visit our school or our website: <http://www.person.k12.nc.us/earlbradsher/>